

# Salisbury Greenhouse and Landscaping

232 Range Road  
P.O. Box 3093  
Sherwood Park, AB, T8H 2T1  
phone: 780-467-5743  
info@salisburygreenhouse.com  
www.salisburygreenhouse.com




## English Ivy



**English Ivy**  
*Hedera helix*

Height: 8 inches

Spread: 20 feet

Sunlight:   

Hardiness Zone: 6a

### Description:

The consummate vine, this is an evergreen climber or dense groundcover with beautiful deep green foliage, benefits from some protection from sun and wind in cold winters; very adaptable and vigorous, will cover walls, trees and fences in short order

### Ornamental Features

English Ivy has dark green evergreen foliage on a plant with a spreading habit of growth. The glossy lobed leaves remain dark green throughout the winter.

### Landscape Attributes

English Ivy is a multi-stemmed evergreen woody vine with a twining and trailing habit of growth. Its average texture blends into the landscape, but can be balanced by one or two finer or coarser trees or shrubs for an effective composition.

This is a high maintenance woody vine that will require regular care and upkeep, and can be pruned at anytime. Gardeners should be aware of the following characteristic(s) that may warrant special consideration;

- Invasive

English Ivy is recommended for the following landscape applications;

- Hedges/Screening
- General Garden Use
- Groundcover
- Container Planting



*English Ivy*  
Photo courtesy of NetPS Plant Finder

# Salisbury Greenhouse and Landscaping

232 Range Road  
P.O. Box 3093  
Sherwood Park, AB, T8H 2T1  
phone: 780-467-5743  
[info@salisburygreenhouse.com](mailto:info@salisburygreenhouse.com)  
[www.salisburygreenhouse.com](http://www.salisburygreenhouse.com)

## English Ivy

---

### Planting & Growing

English Ivy will grow to be about 8 inches tall at maturity, with a spread of 20 feet. As a climbing vine, it tends to be leggy near the base and should be underplanted with low-growing facer plants. It should be planted near a fence, trellis or other landscape structure where it can be trained to grow upwards on it, or allowed to trail off a retaining wall or slope. It grows at a fast rate, and under ideal conditions can be expected to live for approximately 30 years.

This woody vine performs well in both full sun and full shade. It prefers to grow in average to moist conditions, and shouldn't be allowed to dry out. It is not particular as to soil pH, but grows best in rich soils, and is able to handle environmental salt. It is highly tolerant of urban pollution and will even thrive in inner city environments, and will benefit from being planted in a relatively sheltered location. Consider covering it with a thick layer of mulch in winter to protect it in exposed locations or colder microclimates. This species is not originally from North America, and parts of it are known to be toxic to humans and animals, so care should be exercised in planting it around children and pets.

English Ivy makes a fine choice for the outdoor landscape, but it is also well-suited for use in outdoor pots and containers. Because of its spreading habit of growth, it is ideally suited for use as a 'spiller' in the 'spiller-thriller-filler' container combination; plant it near the edges where it can spill gracefully over the pot. Note that when grown in a container, it may not perform exactly as indicated on the tag - this is to be expected. Also note that when growing plants in outdoor containers and baskets, they may require more frequent waterings than they would in the yard or garden. Be aware that in our climate, most plants cannot be expected to survive the winter if left in containers outdoors, and this plant is no exception. Contact our experts for more information on how to protect it over the winter months.

This plant is not reliably hardy in our region, and certain restrictions may apply; contact the store for more information.